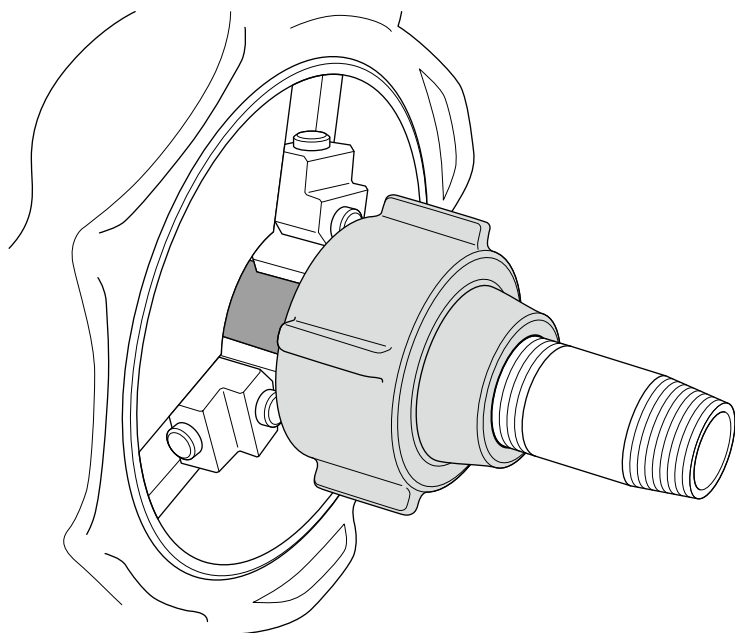


Asada

環境を守る親切ツール

NIPPLE CHUCK

INSTRUCTION MANUAL



[Read through this manual carefully before using the machine]

IM0701

SAFETY PRECAUTIONS

Thank you for choosing our NIPPLE CHUCK.

- This Instruction Manual must be retained by the user of this machine.
- Read this Instruction Manual carefully and completely before use and thoroughly understand the usage, capacity, cautions, and easy repairs for correct operation.
- Handle the machine properly to make full use of its functions for safe work.
- After reading the instructions, save this manual so that you can read it when necessary.
- Use the machine for the intended application only. It will do a better job and be safer at the rate for which it was designed.
- Upon receiving the machine, check the following.
 - Check that the machine is built conforming to the specifications stated in your order.
 - Check the overall machine for any damage or deformation caused in transit due to accidents or other reasons.
 - Check that all items and accessories delivered.

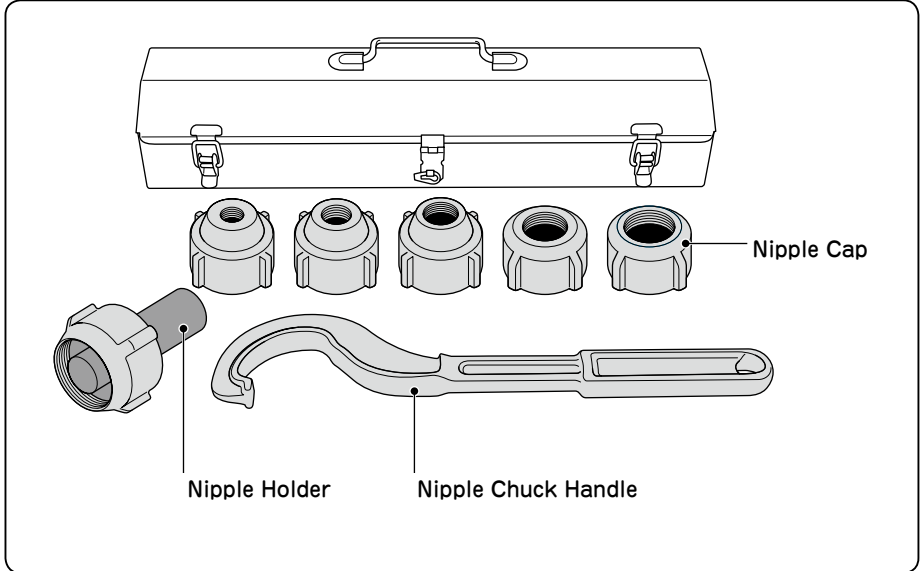
In case any discrepancy is found, immediately report the fact to the shop you purchased or our sale office.

(The contents of this manual are subject to change without prior notice.)

NIPPLE CHUCK

COMPONENTS OF THE MACHINE

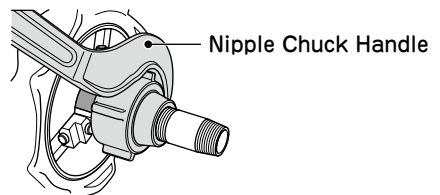
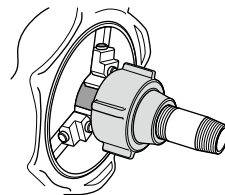
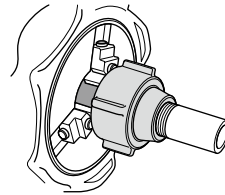
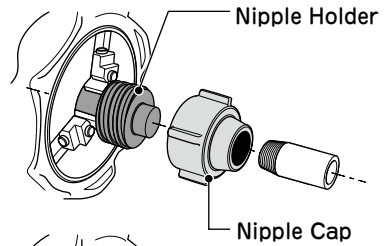
Main Parts



Specifications

Model	NIPPLE CHUCK
Code No.	01810
Standard Accessories	Nipple Cap (1/2" · 3/4" · 1" · 1.1/4" · 1.1/2" · 2"), Nipple Chuck Handle, Nipple Holder, Case

HOW TO OPERATE - NIPPLE CHUCK



- ① Cut the pipe at constant length.
- ② Insert the Nipple Holder in the hammer chuck.
- ③ Tighten the pipe to the nipple cap and install it to the Nipple Holder.
- ④ Start to thread cutting. Remove the pipe by nipple chuck handle after finished screw thread cutting.

※ Working range: 1/2" ~ 2"

※ Nipple cap sizes: 1/2", 3/4", 1", 1.1/4", 1.1/2", 2"

Asada

アサダ株式会社



460 - 462 The Boulevard,
Kirrawee, NSW 2232

P.O. Box 3118, Kirrawee, NSW 2232

Phone: (02) 9545 6633 Fax: (02) 9545 4222

Email: sales@garrickherbert.com.au

Website: www.garrickherbert.com.au

本 社 名古屋市北区上飯田西町 3-60 ☎ (052) 911-7165

東京支店	☎ (03) 3635-2511	さいたま営業所	☎ (048) 653-4121
名古屋支店	☎ (052) 911-7161	横浜営業所	☎ (045) 441-4331
大阪支店	☎ (06) 6743-3991	広島営業所	☎ (082) 238-1277
札幌営業所	☎ (011) 704-4391	福岡営業所	☎ (092) 474-4137
仙台営業所	☎ (022) 258-6811		

海外事業所

アサダ・タイランド社 (バンコク)
台湾浅田股份有限公司 (台北)
アサダ・アロンコ マンナリー社 (クアラルンプール)
上海浅田進出口有限公司 (上海)
アサダトレーディング USA (オロゴン州・ユージン)

工場

犬山工場 (愛知県・犬山市)
第一精工株式会社 (松阪市)
アサダ・マンナリー社 (バンコク)

URL <http://www.asada.co.jp>

E-mail: sales@asada.co.jp

コード No. IM0006 PRINT No. 070700A